



Technical Recommendations

Commodity	Contract	S2	S1	CMP	R1	R2	Recommendation
Pepper NCDEX	Oct-10	19125	19695	20177	20400	20735	Sell at 20250 TP 19470 SL 20540
Turmeric NCDEX	Oct-10	11320	11725	12100	12435	12648	Sell at 12150-180 TP 11750 SL 12445
Jeera NCDEX	Oct-10	13350	13625	13835	14070	14515	Sideways
Chilli NCDEX	Oct-10	4480	4570	4660	4766	4830	Sideways
Cardamom MCX	Oct-10	957	1013	1047	1112	1192	Sell at 1050-60 TP 940 SL 1112

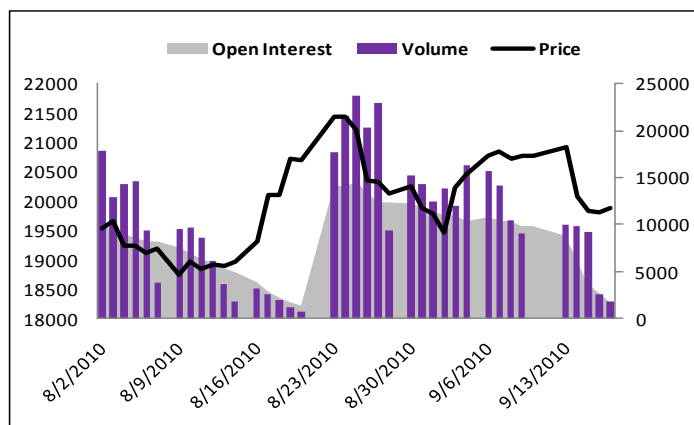


Pepper

Review

Pepper futures traded down during the week ended on September, 18 2010. Heavy long liquidation at higher levels supported the down side. Higher Indian parity in international market kept export orders away from India. Investors were squaring off their positions as they were not willing to take delivery due to weak export demand. Buyers are not ready to buy at prevailing prices as they are getting Sri Lankan pepper at much lower prices than offered here. However, prices showed recovery towards the end of the week but steady spot market activity weighed on sentiments and futures ended the day week in red.

Contract	Open	High	Low	Close	% Change	Volume	% Change	Open Interest	% Change
Oct	20815	21360	19693	20065	-3.91	60168	176.79	13196	93.46
Nov	21127	21500	19900	20299	-3.33	2793	342.63	1173	73.01
Dec	21310	21670	20100	20511	-3.36	478	208.39	592	12.33



Outlook

The NCDEX pepper futures are expected to trade down during the week ahead extending the previous losses at exchange platform. Limited stocks with other countries may support prices. However, a decent recovery can be seen during the week as prices rose during last week.

Factors to watch out

- ♣ International market rates are; India MG-1 ASTA is at \$4725 per ton against \$4650 per ton while Vietnam ASTA is almost unchanged to \$4600 per ton ; 500 GL at \$4,150 a tonne against \$4050; Indonesia ASTA is at \$ 4300 per ton against \$4250 per ton
- ♣ As per market sources, Vietnam is not having ASTA grade pepper
- ♣ Prices quoted at spot market of Kochi were to ₹20,000 down by ` per quintal for MG-1 and ₹19,500 per quintal for Ungarbled pepper
- ♣ In international market rates are, India MG-1 ASTA is at \$4700 per tons while Vietnam 500 GL is at \$ 4050-4100 per tons
- ♣ Lower prices offered by other origins may pressurize the prices here
- ♣ Indian traders are getting Sri Lankan pepper at much lower prices than offered in domestic spot market
- ♣ As per Spices Board data, international price of Pepper in New York market was \$4.52 per kg during the week ended 10th September 2010, which was higher than \$3.31 per kg quoted in the same period last year
- ♣ Stock positions at the NCDEX accredited warehouses are at 4317 tons as on 18th September 2010



SPICES WEEKLY



A weekly fundamental and technical report on spices

Derivative Analysis

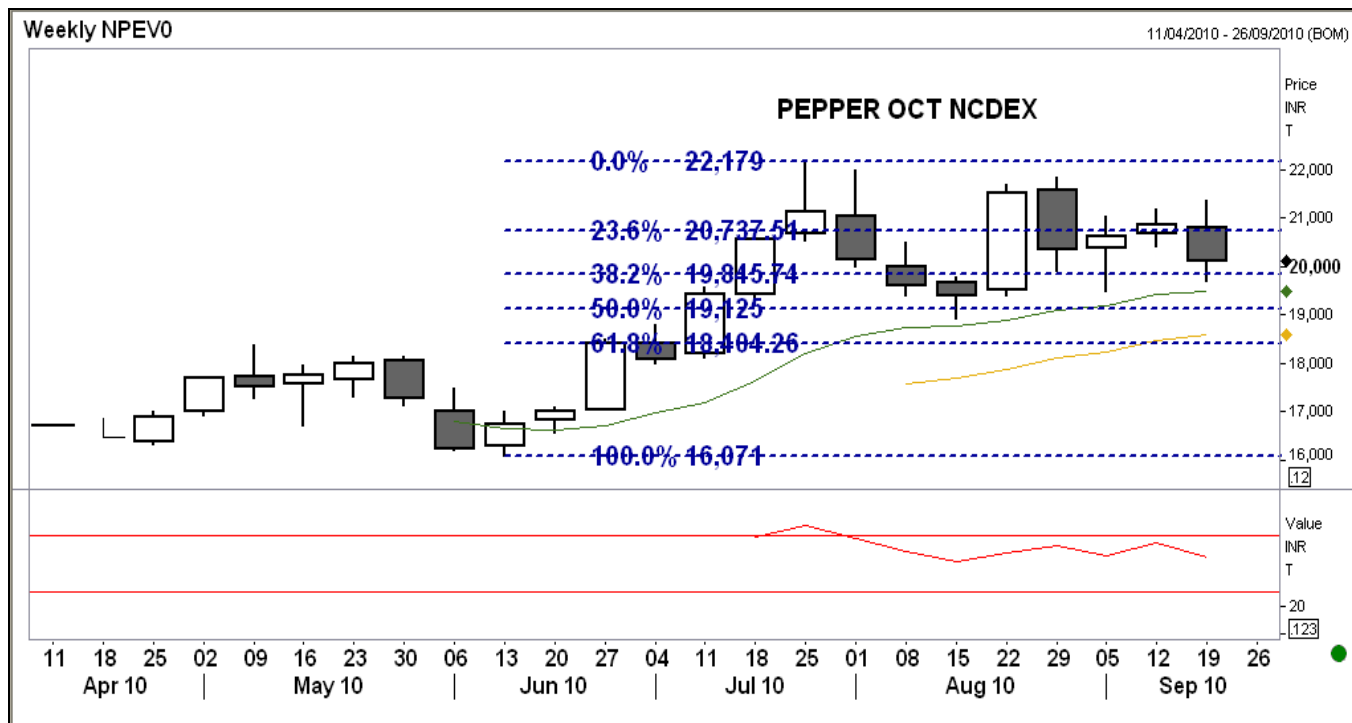
The NCDEX pepper September contract prices have gone down by 3.91% while volume and open interest has gone up by 176.79% and 93.46% respectively. If prices are in a downtrend and open interest is on the rise, chartists know that new money is coming into the market, showing aggressive new short selling. This scenario will prove out a continuation of a downtrend and a bearish condition.

Spot Prices

Date	pepper MG-1 (Rs./Quintal)	Pepper Ungarbled (Rs./Quintal)
9/13/2010	20400	19800
9/14/2010	20200	19600
9/15/2010	20000	19500
9/16/2010	20200	19600
9/17/2010	20000	19500
9/18/2010	20000	19500

Technical

Pepper traded completely lower on last week and closed in red. After making a low of 19693 it settled at 20065 levels. Pepper breached crucial support of 19835 levels and unable to sustain and trade below. Market is trading well below the daily short term and middle term EMAs (9, 18 and 45) suggesting the prices to trade lower. The momentum indicator RSI (14) is trading at 0.600 levels showing higher potential for the markets to trade downwards. However, a mild correction on the upside is expected before resuming its down trend. However, crucial support levels to watch are 19125 levels. We recommend selling on higher levels.



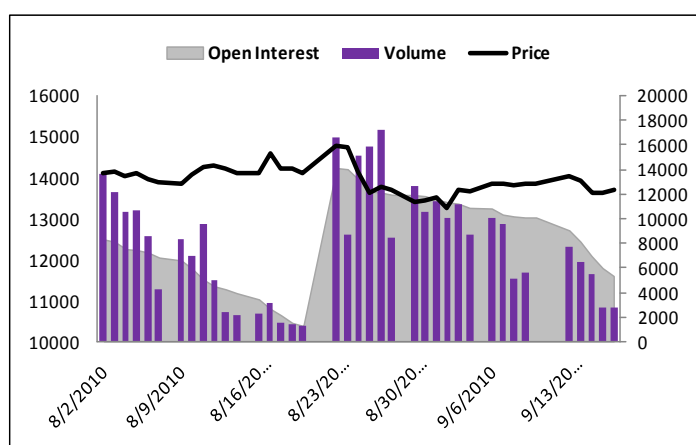


Jeera

Review

The jeera futures traded volatile during last week. Futures started the week on positive note on extended short covering in September contract and fresh buying in far month contracts. However, prices fell drastically during next two sessions due to profit booking at higher levels. Expectations of better sowing for next season due to favorable monsoon rains weighed on sentiments. However, emergence of demand amid stable supply supported the prices. Therefore, prices started recovering from Thursday and ended the week on positive note.

Contract	Open	High	Low	Close	% Change	Volume	% Change	Open Interest	% Change
Oct	13962	14390	13625	13800	-1.08	54225	116.65	13719	2.86
Nov	14349	14580	13790	13913	-1.69	10170	121.42	9141	50.47



Outlook

The NCDEX jeera futures are expected to trade on a positive note during this week supported by the fundamentals of good demand amid stable arrivals. Export enquires from overseas may also support the prices. However, expectations of better sowing and increased acreage might limit the gains.

Factors to watch out

- ❖ Arrivals at Unjha market were reported around 2500-3000 bags during last week (each bag= 55 kg)
- ❖ Average daily prices at spot market of Unjha were around ₹13,450 down by ₹25 per quintal for uncleaned and ₹14,050 down by ₹100 per quintal for NCDEX quality Jeera from last week
- ❖ According to market sources, Syria prices are hovering around \$3150-3200 per tonne, Indian prices are quoting at \$2600-2800 per tonne and Turkey prices are quoting in the range of \$2500- 2800
- ❖ According to reports, Syria crop is lower by 5-10% while Turkey crop is down by 40% due to heavy rains at the time of crop maturity
- ❖ Good monsoon this year has raised the expectations of better crop in next season due to sufficient moisture content in soil
- ❖ As per Spices Board data, international price of Jeera in New York market was \$3.73 per kg during the week ended 10th September 2010, which was higher than \$2.69 per kg quoted in the same period last year
- ❖ Stock positions at the NCDEX accredited warehouses are at 5649 tones as on 17th September 2010



SPICES WEEKLY



A weekly fundamental and technical report on spices

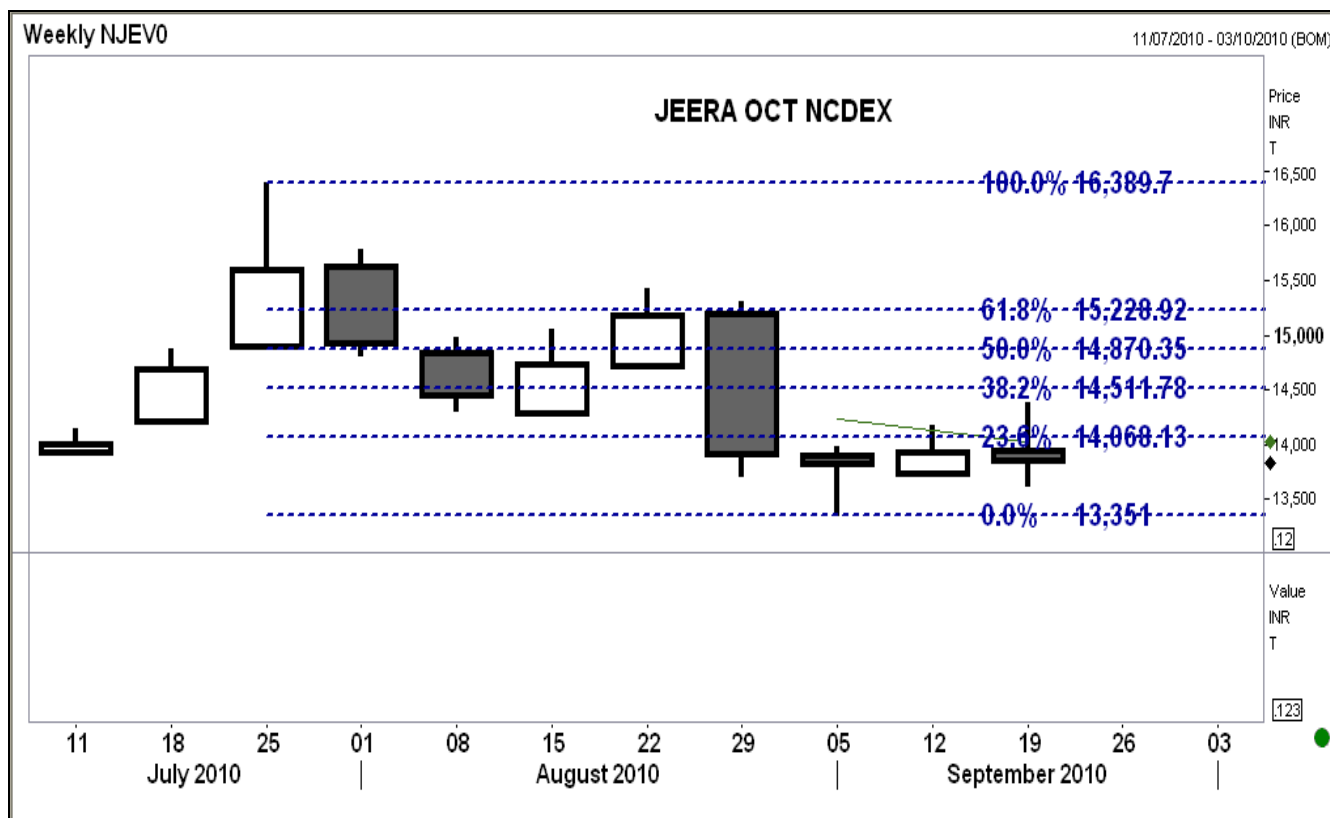
Derivative Analysis

The NCDEX Jeera October contract prices have gone down by 1.08% while volume and open interest has gone up by 116.65% and 2.86% respectively. If prices are in a downtrend and open interest is on the rise, chartists know that new money is coming into the market, showing aggressive new short selling.

Spot Prices

Date	Jeera UnjhaUncleaned(Rs./Quintal)	Jeera Unjha Arrivals (Each Bag=55Kg.)	Jeera NCDEX Quality (Rs./Quintal)
9/13/2010	13450	2500	14110
9/14/2010	13425	2500	14150
9/15/2010	13410	2000	14110
9/16/2010	13400	2500	14000
9/17/2010	13450	3000	14110
9/18/2010	13450	2500	14110

Technical



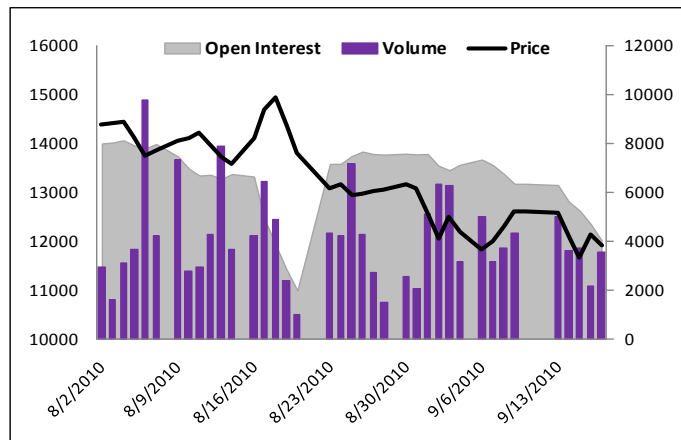


Turmeric

Review

The NCDEX turmeric witnessed heavy volatility during the week ended on September, 18 2010. Turmeric futures opened the week on a higher note on extended buying activity. Turmeric futures opened the day on higher note but could not able to sustain the uptrend and fell drastically on selling pressure. Market witnessed high volatility ahead of September contract expiry. After falling around 7% since Tuesday prices recovered on Thursday due to short covering and hit 4% upper circuit. However, subdued demand and expectations of better crop in next season weighed on sentiments and pull down the prices.

Contract	Open	High	Low	Close	% Change	Volume	% Change	Open Interest	% Change
Oct	12536	12782	11722	12120	-1.38	31995	246.27	6120	70
Nov	11846	12208	11380	11740	0.55	9415	396.83	3545	293.89



Outlook

Turmeric futures are expected to trade down in coming week on account of selling at higher levels. However, prices are likely to continue uptrend initially on short covering. Weak fundamentals of reduced demand amid stable arrivals might keep the sentiments on downside. Expectation of better crop may also weigh on prices.

Factors to watch out

- ♣ Prices quoted at spot markets of Nizamabad and Erode were almost unchanged ₹13,500 per quintal and ₹14,000 down by ₹200 per quintal respectively
- ♣ However, estimates of higher production and early arrival of fresh crop may weigh on sentiments
- ♣ Arrivals at Nizamabad and Erode market were 500 bags and 3000 bags respectively (each bag=70 kg)
- ♣ As per trade sources, Stocks available at spot market is around 8-10 Lakh bags which is sufficient to meet the requirement till the fresh crop arrive in market
- ♣ As per data released on September, 15 2010 by Andhra Pradesh Ministry of Agriculture, Acreage under turmeric sowing has increased to 0.64 lakh hectares from 0.59 lakh hectares in the same period last year
- ♣ 100% turmeric sowing has been completed in Andhra Pradesh region
- ♣ As per Spices Board data, international price of Turmeric in New York market was \$5.07 per kg during the week ended 10th September 2010, which was higher than \$2.09 per kg quoted in the same period last year
- ♣ Stock positions at the NCDEX accredited warehouses is 4518 tons as on 17th September 2010



SPICES WEEKLY



A weekly fundamental and technical report on spices

Derivative Analysis

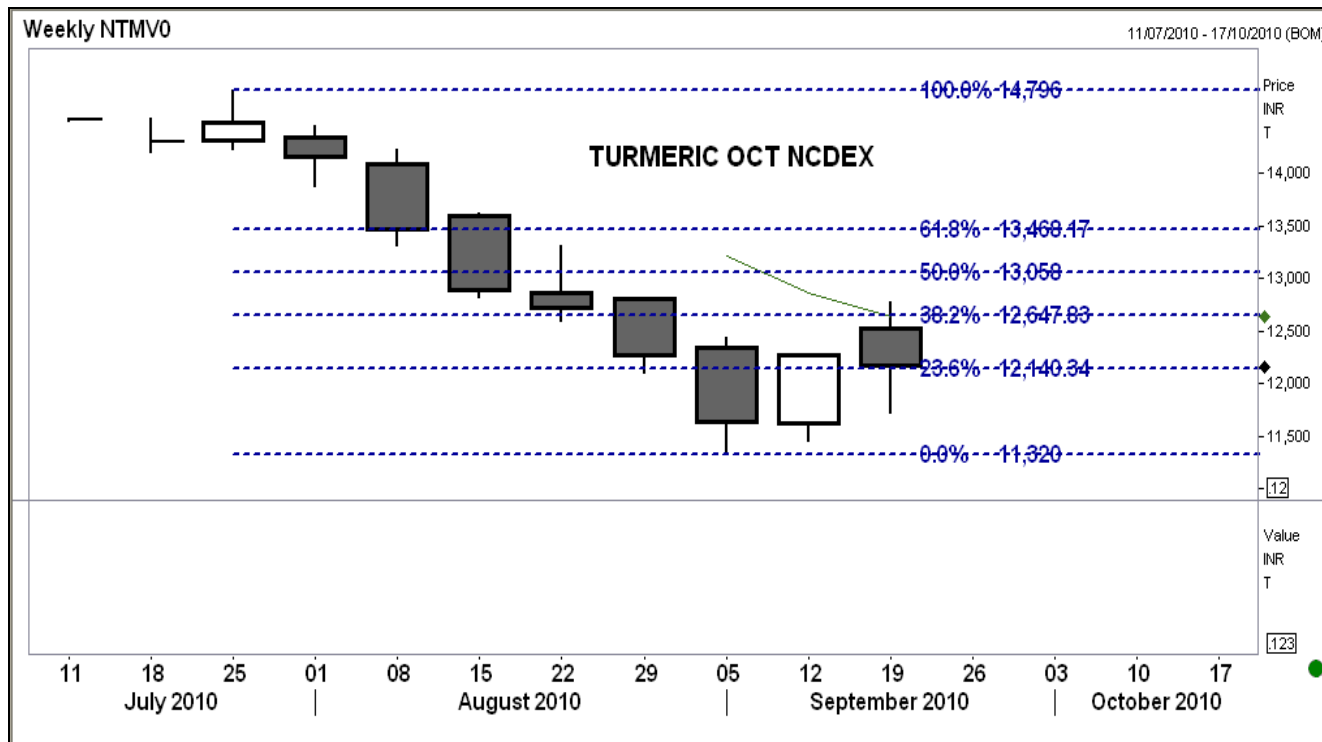
The NCDEX Turmeric October contract prices have gone down by 1.38% while Volume and open interest have gone up 246.27% and 70% respectively. Market is running out of traders willing to open or hold an OPEN LONG/BUY.

Spot Prices

Date	Turmeric Nizamabad (Rs./Quintal)	Arrivals at Nizamabad (Each Bag=70 Kg.)	Turmeric Erode (Rs./Quintal)	Arrivals at Erode (Each Bag=70 Kg.)
9/13/2010	13500	300	13800	5000
9/14/2010	13600	300	13800	3000
9/15/2010	13500	400	14000	4000
9/16/2010	13500	500	13800	3000
9/17/2010	13700	300	14000	5000
9/18/2010	13600	500	14000	5500

Technical

Turmeric traded lower on last week and closed in red. It made a low of 11722 Levels and settled 12120 levels. The principle of Fibonacci retracement states Turmeric breached and unable to sustain and trade above the 38.2% retracement for the range (14796-11320). Market is trading well below the short term and middle term EMAs (9, 18 & 45) suggesting prices to remain lower for this week. The momentum indicator RSI (14) is trading at 0.361 levels suggesting further bearishness. However, crucial support levels to watch are 11790 levels. We recommend selling at higher levels.



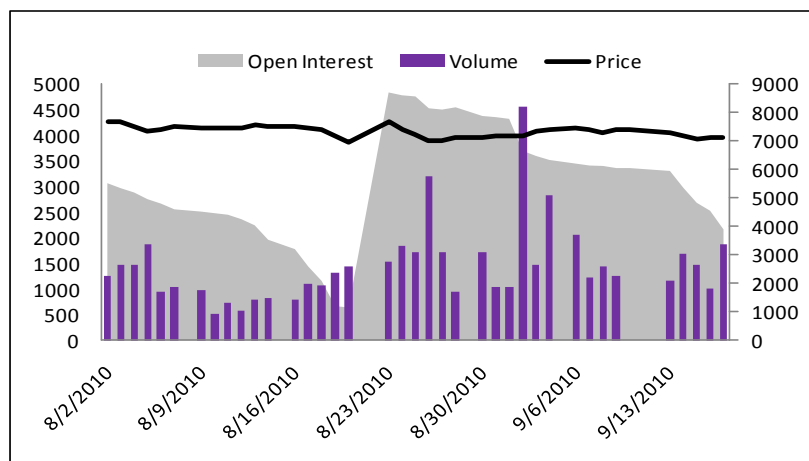


Chilli

Review

The Chilli futures traded positive during last week on cues from spot market. Short covering in September contract and fresh buying in far month contracts supported the prices. Heavy rains in major growing region affected the physical market activity. Reports of lower acreage of Chilli-334 variety and slow sowing activity supported the prices. Stable demand amid reduced supply also added to the upside.

Contract	Open	High	Low	Close	% Change	Volume	% Change	Open Interest	% Change
Oct	4453	4564	4368	4540	2.32	5400	138.94	3435	56.14
Nov	4699	4794	4587	4755	2.06	1215	57.79	885	30.15



Outlook

The NCDEX Chilli futures are expected to trade down in coming week on account of selling at previous gains. Higher stocks available at spot market may add to the down side. However, apprehension of crop damage due to heavy rains might support the prices initially.

Factors to watch out

- ♣ Daily average arrivals at Guntur market were reduced to 25,000-30,000 bags (each bag=40 kg) and prices were hovering in the range of ₹3,800- 4,200 per quintal
- ♣ According to market sources, total stocks available at spot market are around 35-38 Lakh bags
- ♣ As per data released on September, 15 2010 by Andhra Pradesh Ministry of Agriculture, Acreage under Chilli sowing is around to 0.96 lakh hectares down from 1.56 lakh hectares in the same period last year
- ♣ Around 61% Chilli sowing for this season has been completed in major growing regions of Andhra Pradesh
- ♣ As per Spices Board data, international price of Chilli in New York market was \$2.43 per kg during the week ended 10th September 2010, which was higher than \$2.32 per kg quoted in the same period last year
- ♣ According to the Karnataka State Horticulture Department, the area under chilli has also gone up sharply by 21 per cent at 1.21 lakh hectares as on September 1 2010, against 1 Lakh hectares in the same period last year
- ♣ Daily average arrivals at Guntur market were reduced to 15,000-20,000 bags (each bag=40 kg) and prices were hovering in the range of ₹3,800- 4,100 per quintal During last week
- ♣ Stock positions at the NCDEX accredited warehouses is 2658 tons as on 17th September 2010



A weekly fundamental and technical report on spices

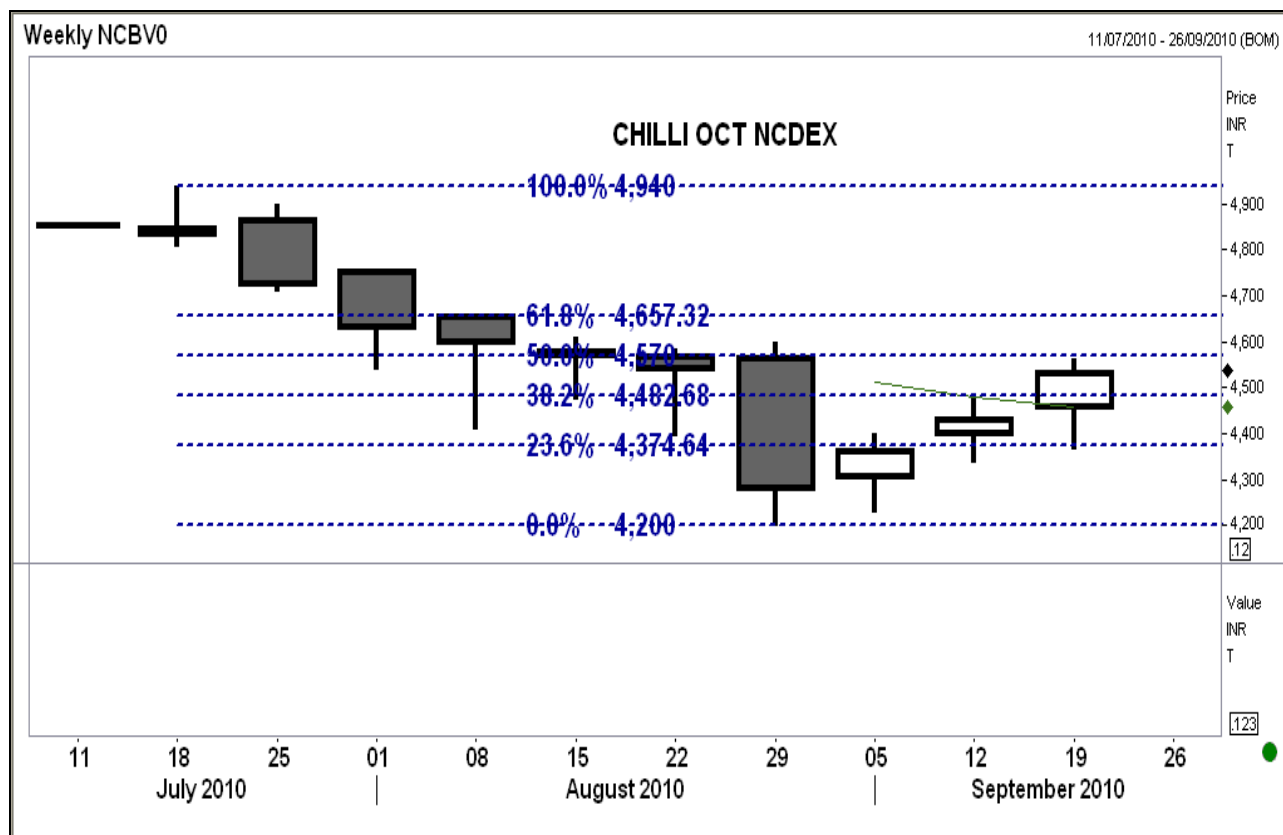
Derivative Analysis

The NCDEX Chilli October contract prices, Volume and open interest have gone up by 2.32%, 138.94% and 56.14% respectively. Market is attracting larger numbers of traders willing to open positions from the long side and hold them. Traders are more confident that prices will continue to climb in favor of a working long.

Spot Prices

Date	Chilli Guntur (Rs./Quintal)	Arrivals at Guntur (Each Bag=40Kg.)
9/13/2010	4000	25000
9/14/2010	4100	30000
9/15/2010	4100	25000
9/16/2010	4000	30000
9/17/2010	4100	25000
9/18/2010	4000	35000

Technical





SPICES WEEKLY



A weekly fundamental and technical report on spices

To unsubscribe please mail us at commodity@karvy.com

Disclaimer

The report contains the opinions of the author, which are not to be construed as investment advice. The author, directors and other employees of Karvy and its affiliates cannot be held responsible for the accuracy of the information presented herein or for the results of the positions taken based on the opinions expressed above. The above mentioned opinions are based on the information which is believed to be accurate and no assurance can be given for the accuracy of this information. There is risk of loss in trading in derivatives. The author, directors and other employees of Karvy and its affiliates cannot be held responsible for any losses in trading.

Commodity derivatives trading involve substantial risk. The valuation of underlying may fluctuate, and as a result, clients may lose entire of their original investment. In no event should the content of this research report be construed as an express or an implied promise, guarantee or implication by or from Karvy Comtrade that you will profit or that losses can or will be limited in any manner whatsoever. Past results are no indication of future performance. Information provided on this report is intended solely for informative purposes and is obtained from sources believed to be reliable. Information is in no way guaranteed. No guarantee of any kind is implied or possible where projections of future conditions are attempted.

We do not offer any sort of portfolio advisory, portfolio management or investment advisory services. The reports are only for information purpose and not to be construed as investment advices.

For Detailed disclaimer please go to following URL's:

<http://www.karvycomtrade.com/disclaimer.asp>

<http://www.karvycomtrade.com/riskDisclaimer.asp>